



PUBLIC HEARING & POLICY DIALOGUE, 2021

on

Integrated Child Development Services in Jharkhand

Coverage & Scope of the Survey

**Beneficiary Families
covered**

8818

**Number of blocks in which
the Survey was done**

159

Category wise distribution

ST	SC	PVTGs	Others
3812	1914	421	2671
43.23%	21.71%	4.77%	30.29%

Total number of beneficiaries covered

Children aged 6 months to 3 yrs	Children aged 3 yrs to 6 yrs	Pregnant Women & Lactating Mothers
7809	6560	4459

**Eligible families who are registered under Anganwadi
Centres (AWC)**

8525 (96.68%)

Total Number of AWCs surveyed

2037

Coverage & Scope of the Survey

Districts wise total no of families surveyed

Districts	Total no of beneficiary families	Percentage (%)
Lohardaga (लोहरदगा)	1396	15.83%
Hazaribagh (हज़ारिबाघ)	1168	13.25%
Khunti (खूंटी)	943	10.69%
Bokaro (बोकारो)	681	7.72%
West Singhbhum (पश्चिमी सिंहभूम)	462	5.24%
Garhwa (गढ़वा)	455	5.16%
Palamu (पलामू)	445	5.05%
Latehar (लातेहार)	433	4.91%
Godda (गोड्डा)	425	4.82%
East Singhbhum (उत्तरी सिंहभूम)	413	4.68%
Gumla (गुमला)	327	3.71%
Kodarma (कोडरमा)	243	2.76%
Dhanbad (धनबाद)	222	2.52%
Chatra (चतरा)	209	2.37%
Dumka (दुमका)	203	2.30%
Ranchi (रांची)	164	1.86%
Saraikela kharsawa (सराइकेला खरसावाँ)	136	1.54%
Deoghar (देवघर)	127	1.44%
Ramgarh (रामगढ़)	125	1.42%
Giridih (गिरीडीह)	116	1.32%
Simdega (सिमडेगा)	113	1.28%
Pakur (पाकुड़)	8	0.09%
Jamtara (जामतारा)	2	0.02%
Sahebganj (साहेबगंज)	2	0.02%

Coverage & Scope of the Survey

District-wise Caste Profile of Non-registered Households where potential ICD\$ beneficiaries were found

	PVTG	ST	SC	Others	Total
BOKARO (बोकारो)		1		1	2
CHATRA (चतरा)		1	2	3	6
DHANBAD (धनबाद)				5	5
DUMKA (दुमका)			1		1
E. SINGHBHUM (उत्तरी सिंघभूम)		2		2	4
GARHWA (गढ़वा)		15	33	14	62
GIRIDIH (गिरीडीह)		21	1	1	23
GODDA (गोड्डा)			8	2	10
GUMLA (गुमला)		3	1		4
HAZARIBAGH (हज़ारिबाघ)			9	16	25
KHUNTI (खूंटी)	3	9		2	14
KODERMA (कोडरमा)			3	10	13
LATEHAR (लातेहार)	8	7			15
LOHARDAGA (लोहरदगा)	1	5	8	2	16
PALAMU (पलामू)	12	1	10	31	54
RAMGARH (रामगढ़)				1	1
RANCHI (रांची)		7		17	24
SAHEBGANJ (साहेबगंज)				1	1
W. SINGHBHUM (पश्चिमी सिंघभूम)		6		7	13
Grand Total	24	78	76	115	293

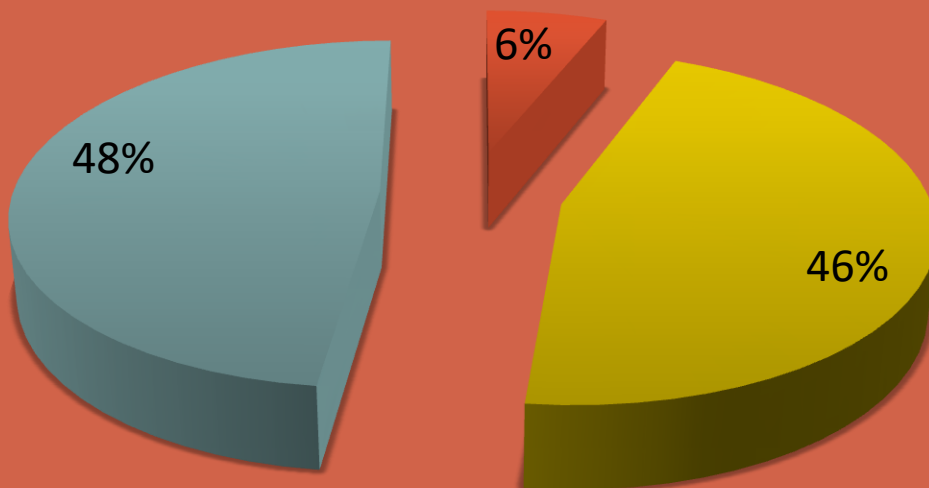
About the ICDS Centre

Total Number of Non-registered Families

293(3.32%)

Reasons for non-registration under AWC

- DOES NOT WANT
- NOT CONTACTED BY ANYONE
- AWC VERY FAR



Caste Profile of Registered Beneficiaries

Category wise distribution of families in which children age 3 to 6 years (Total – 4555)

PVTG	ST	SC	Others
226	1973	1030	1326
4.96%	43.32%	22.61%	29.11%

Category wise distribution of families where children 6 months to 3 year old or lactating or pregnant women in the house (Total – 6262)

PVTG	ST	SC	Others
277	2788	1342	1855
4.42%	44.52%	21.43%	29.62%

A.1 Status of Supplementary Nutrition for children aged 3 to 6 years

Total Number of Registered Families in which children aged 3-6 yrs were found

4555 (72.72%)

Total Number of Families in which children aged 3-6 yrs were found to have received Supplementary Nutrition (पोषाहार)

2490 (55%)

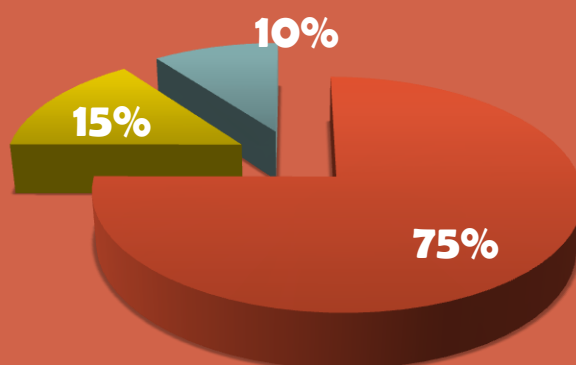
Category wise distribution of Families in which children aged 3-6 yrs were found to have received nutrition

PVTG	ST	SC	Others
152	1100	570	668
6%	44%	23%	27%

A.2 Status of Supplementary Nutrition for children aged 3 to 6 years

Mode of receiving nutrition

- Distributed at AWC
- Delievered at beneriaciary Household
- Distribution at Sewika/ Sahayika Residence



Total number of families who received the Supplementary Nutrition Month-wise

January	Feb	March	April	May	June
1433	512	577	1013	414	582
58%	21%	23%	41%	17%	23%

A.3 Status of Supplementary Food for children aged 3 to 6 years

**Total 4555 Registered families with
children between 3 to 6 years who got
supplementary nutrition**

चीनी (SUGAR)	1295	52.01%
सूजी (SEMOLINA)	1374	55.18%
तेल (COOKING OIL)	980	39.36%
घी (CLARIFIED BUTTER)	420	16.87%
मूंगफली दाना (भुना) (GROUNDNUTS)	1699	68.23%
ईख (SUGARCANE)	1782	71.57%
चावल (RICE)	2231	89.60%
अरहर (PIGEON PEAS)	1957	78.59%
आलू (POTATOES)	1403	56.35%

B.1 Status of THR for children aged 6months to 3yrs, Lactating Mothers & Pregnant Women

Total Number of Registered Families in which children aged 6months to 3yrs, Lactating Mothers & Pregnant Women were found

6262 (73.45%)

Total Number of Registered Families in which Lactating Mothers & Pregnant Women were found to have received THR

1982 (32 %)

Category wise distribution of Families in which children aged 6months to 3yrs, Lactating Mothers & Pregnant Women were found to have received THR

PVTG

ST

SC

Others

89

871

458

564

4.49%

43.95%

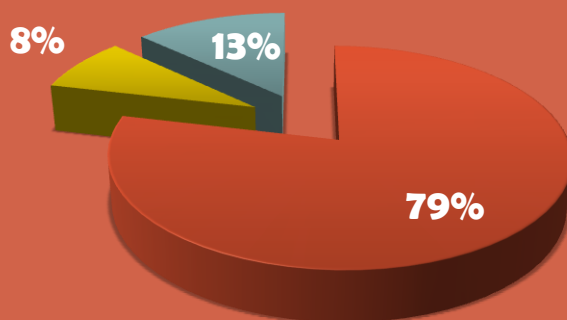
23.11%

28.46%

B.2 Status of THR for children aged 6months to 3yrs, Lactating Mothers & Pregnant Women

Mode of receiving THR

- Distributed at AWC
- Delivered at Beneficiary Household
- Distributed at Sewika/ Sahayika Residence



Total number of families who received the THR Month-wise

January	Feb	March	April	May	June
1059	711	560	506	143	181
53.06%	35.62%	28.06%	25.35%	7.16%	9.07%

B.3 Status of THR for children aged 6months to 3yrs, Lactating Mothers & Pregnant Women

Total 1982 Registered families with children aged 6months to 3yrs, Lactating Mothers & Pregnant Women who got the THR food items

चीनी (SUGAR)	528	26.45%
सूजी (SEMOLINA)	529	26.50%
तेल (COOKING OIL)	475	23.80%
घी (CLARIFIED BUTTER)	178	8.92%
मुमफली दाना (भुना) (GROUNDNUTS)	1122	56.21%
ईख (SUGARCANE)	1285	64.38%
चावल (RICE)	1744	87.37%
अरहर (PIGEON PEAS)	1367	68.49%
आलू (POTATOES)	825	41.33%

Assessment of Malnourished Children

Total Number of Households in which Malnourished Children were found - 299 (3.39%)

District-wise narration of Malnourished children found during the survey

	Registered Beneficiaries	Malnourished Children	Percentage Incidence
PALAMU (पलामू)	391	50	12.79%
PAKUR (पाकुड़)	8	1	12.50%
DUMKA (दुमका)	202	25	12.38%
E. SINGHBHUM (उत्तरी सिंघभूम)	409	20	4.89%
GARHWA (गढ़वा)	393	18	4.58%
HAZARIBAGH (हज़ारिबाघ)	1143	47	4.11%
DEOGHAR (देवघर)	127	5	3.94%
W.SINGHBHUM (पश्चिमी सिंघभूम)	434	16	3.69%
CHATRA (चतरा)	203	7	3.45%
RAMGARH (रामगढ़)	124	4	3.23%
GODDA (गोड्डा)	415	13	3.13%
LATEHAR (लातेहार)	418	12	2.87%
LOHARDAGA (लोहरदगा)	1380	36	2.61%
SARAIKELA KHARSAWAN (सराइकेला खरसावाँ)	136	3	2.21%
GUMLA (गुमला)	323	7	2.17%
GIRIDIH (गिरीडीह)	93	2	2.15%
KHUNTI (खूंटी)	929	18	1.94%
DHANBAD (धनबाद)	217	4	1.84%
SIMDEGA (सिमडेगा)	113	2	1.77%
BOKARO (बोकारो)	679	8	1.18%
KODERMA (कोडरमा)	230	1	0.43%

Caste wise description of total 299 malnourished children families

PVTG	ST	SC	Others
22	123	79	75
7.36%	41.14%	26.42%	25.08%

Malnourished children who received Additional Ration/ Nutritional Support

95 (31.77%)

Caste Profile of Malnourished children who received Additional Ration/ Nutritional Support

PVTG	ST	SC	Others
3	49	31	12
13.64%	39.84%	39.24%	31.58%

Preferred Packet Food viz UPMA/PANJIRI

1147

13.45%

Preferred Dry Ration which is provided now

5117

60.02%

Could not decide

2261

26.52%



JAYMALA DEVI with her 1 yr old child from Village Chipu, Chhatarpur Block, Palamu. She is a PVTG Beneficiary

Anima Murmu, An SC beneficiary from Jodisha Village, Block Ghatsila, East Singhbhum



Survey and Information sharing in Village Ganhajhariya of Thethaitangar Block, Simdega

Thank You