

# Status Report of Nutrition Rehabilitation Centre in Chhattisgarh

May 2021

*SCoE-SAM, AIIMS, Raipur*



आरोग्यम् सुखं सम्पदा



unicef   
for every child

## Contents

Status Report of Nutrition Rehabilitation Centre in Chhattisgarh.....	3
1. Functional Status of NRCs .....	4
2. Status of Human Resource .....	4
3. Total No. of Admission and Total No. of Discharge .....	5
4. Average Cure Rate .....	5
5. Average Bed Occupancy Rate .....	6
6. Average Length of Stay .....	6
7. TotalNo. of Non-Respondent .....	6
8. Total No. of Defaulter .....	6
9. Total No. of Deceased .....	6
10. Total No. of Referred .....	6
11. Total No. of Due Follow-Up and No. of Actual Follow-Up Done.....	7
12. Key Recommendations .....	8
13. Safety Measures Taken for Prevention from COVID19 Outbreak .....	7
ANNEXURE-I .....	8
1. List of Non-Functional NRC.....	8
2. List of Non-Reported of NRC.....	9

आरोग्यम् सुख सम्पदा

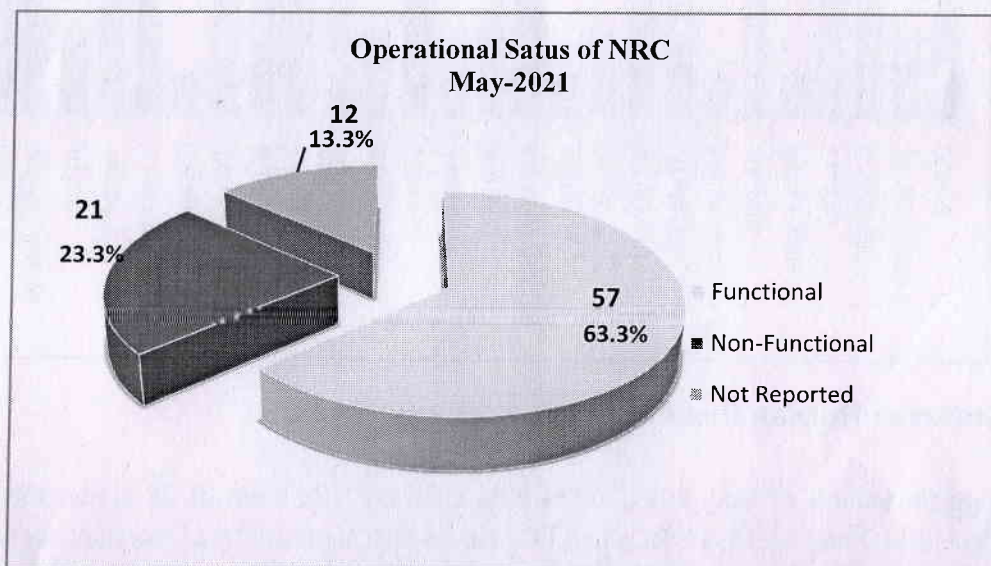
## Status Report of Nutrition Rehabilitation Centre in Chhattisgarh

To addressing childhood malnutrition, the government of Chhattisgarh during 2010–2014 established Nutrition Rehabilitation Centers (NRCs) in selected health units for the timely, adequate, and appropriate feeding of children, and for improving skills of mothers and caregivers on age-appropriate caring, counseling, and growth monitoring.

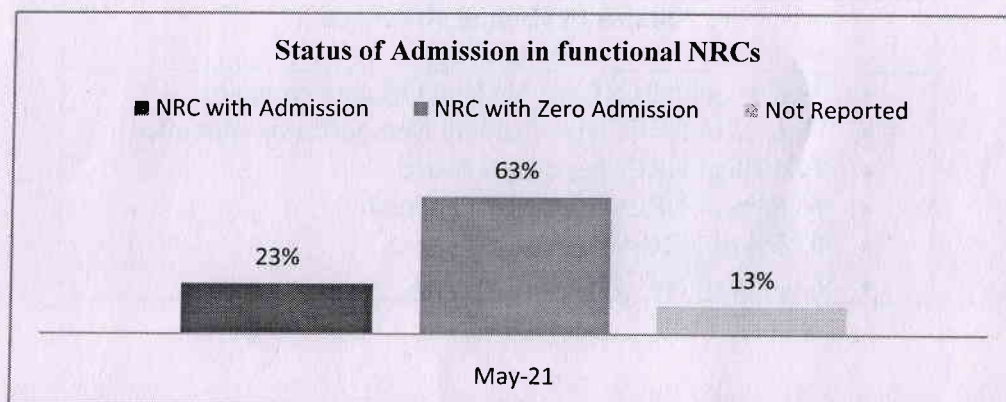
In the month of May-2021 assessment has been conducted by State Centre of Excellence -SAM, AIIMS, Raipur to assess the status of NRCs.

### **1. Functional Status of NRCs**

There are a total number of 90 NRCs in 28 Districts across the state. During the month of May, 63.3 % (57 NRC) NRCs was functional.




23.3 % (21 NRC) were non-functional and 13.3% (12 NRCs) NRCs were not reported due to field staff engaged in COVID duty. Guidelines on admission protocols of SAM Children amidst pandemic are being followed in the NRCs.





During the month of May 2021, 14 % NRC (08 out of 57 functional NRCs across the state) reported of admission of SAM Children. Only **72 SAM children** were admitted in these 08 out of 57 Functional NRCs. After compared data with Department of Health and Family planning Government of Chhattisgarh NRC report, a total number of **72 admissions** of SAM children reported in the month of May.

### District wise Operational Status of NRCs May 2021



## 2. Status of Human Resource

During the month of May 2021, 76.8% NRCs (in 66 NRCs out of 78 across the state) had dedicated MO and 96.15% NRCs had FDs (in 75 NRCs out of 78 across the state) appointed. Furthermore 79.40% have dedicated SN (in 62 NRCs out of 78 across the state) appointed, 93.5% NRCs have Cook (in 73 NRCs out of 78 across the state) and 85.58% NRCs have Attendants (in 67 NRCs out of 78 across the state) and 16.66% NRCs have ANM (13 out 78 NRCs across the state).


### Status of Human Resource (May 2021)

- 76.8% of NRCs have Medical Officers on board.
- 96.15% of NRCs have Feeding Demonstrator appointed.
- 79.40% of NRCs have Staff Nurse.
- 16.66% of NRCs have ANM appointed.
- 93.5% of NRCs have cook.
- 85.58% of NRCs have attendants.

In many NRCs MO and SN are appointed from the CHC and PHC attached and allotted shift wise duty in NRCs. In absence of Feeding Demonstrators the responsibility of NRCs are takes either by SN, cook or attendants.

### 3. Total No. of Admission and Total No. of Discharge

The total no. of admission was 72 (from 8 NRCs) and the total numbers of discharge were 73 from 9 NRCs. As per the NRC report of Department of Health and Family Welfare, a total number of discharges were 48.



### 4. Average Cure Rate

The average cure rate accounted was up to 8.5% (Out of total 57 functional NRCs) but as per the NRC report of Department of Health and Family Welfare, **the average cure rate was 83% .**

It is also to be noted that only 63.3% NRCs were functional during this stipulated period of May 2021. In general the discharge criteria is 15% of weight gain of admission weight but due to COVID19 pandemic a new guideline was released to discharge SAM children by calculating 5 gm per kg per day for 3 consecutive days in case of no complications which resulted in decline of average cure rate as the cure rate criteria was not fulfilled.



### 5. Average Bed Occupancy Rate

The bed occupancy rate was reported as 5.6%( Out of total 57 functional NRCs)

Month	Average bed Occupancy Rate
May 2021	5.6%

### 6. Average Length of Stay

The average length was reported as 1.83 days (from 57 functional NRCs) in the month of May.

### 7. Total No. of Non-Respondent

Total no of non- respondent were 8 (from 4 NRCs) as the parents of the children were not willing to stay due to reasons concerned to COVID infection and were discharged after medical advice .As per the NRC report of Department of Health and Family Welfare, a total number of non- respondent were 8 only.

### 8. Total No. of Defaulter

A total 4 defaulters were reported from 3 NRCs during the month of May 2021.As per the NRC report of Department of Health and Family Welfare, a total number of defaulters were 2.

S.No.	District Name	NRC Name	Defaulter
1.	SUKMA	DH SUKMA	1
2.	RAIGARH	CHC SARANGARH	2
3.	RAJNANDGAON	DH RAJNANDGAON	1
		<b>Total</b>	<b>4</b>

### 9. Total No. of Deceased

No SAM Children was deceased from 78 NRCs which are reported during the month of May 2021.

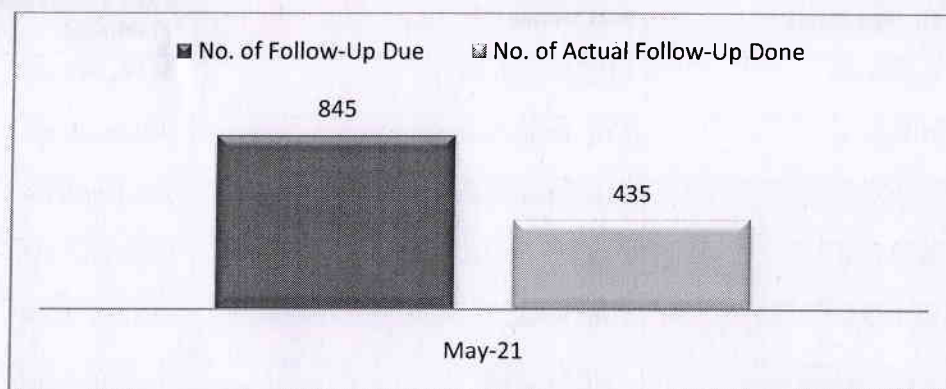
### 10. Total No. of Referred

Only one SAM Child was referred to higher health facilities during the month of May 2021. As per the NRC report of Department of Health and Family Welfare, a total number of referred was also 1.

S.no	District Name	NRC Name	Referred
1	NARAYANPUR	DH NARAYANPUR	1
		<b>Total</b>	<b>1</b>

### **11. Total No. of Due Follow-Up and No. of Actual Follow-Up Done**

The total number of due for follow up were reported as 845 from 35 NRCs and actual follow up done were 435 from 21 NRCs in the month May 2021.



During the month of May 57 NRCs (63.33%) were functional out of which 21 NRCs reported of 435 total no. of actual follow up done (51.47 % actual follow up done out of 845 no. of due follow up) in the month of May 2021.

### **12. Key Recommendations**

- The NRCs were recommended to encourage admissions in all NRCs by counseling of parents through Aanganwadi Workers and Mitanins by sensitizing them on precautions taken by NRC during COVID 19 times as the beneficiaries are reluctant to avail the services due to fear getting infected.
- The NRCs were recommended to trace the defaulters and reason for the same so as to sensitize and provide them full treatment as per the NRC protocols.
- FDs should due follow up call of all discharge SAM children from NRCs.
- To continuously trace the health status of children who were referred to higher facilities for treatment. As regular tracing will help in checking their health status to provide them with health facilities as per need and simultaneously help them to not to fall again into the category of SAM or MAM once over again.

### **13. Safety Measures Taken for Prevention from COVID19 Outbreak**

- As per the State Guidelines, all the equipments of NRC were disinfected on daily basis.
- Follow-up activities conducted to minimize physical contact to combat the spread of the virus.
- Individual bed side counseling being given to mothers.
- Counseling by AWW during home visits at the time of conducting follow up.
- 1 meter distance ensured between two beds.
- COVID19 related messages being displayed in NRCs to generate awareness among community.

## ANNEXURE-I

### 1. List of Non-Functional NRC

S.no.	District Name	NRC Name	NRC: Functional/Non Functional
1.	KANKER	CHC Bhanupratappur	Non-Functional
2.	BIJAPUR	CHC Bhopalpattanam	Non-functional
3.	SUKMA	CHC Chhindgarh	Non-functional
4.	BASTAR	CHC DABHARA	Non-Functional
5.	SUKMA	CHC Konta	Non-functional
6.	KONDAGAON	CHC MAKDI	Non-functional
7.	BASTAR	Civil Hospital Bhanpur(100 bed)	Non-Functional
8.	RAIGARH	CHC CHAPLE (KHARSIA)	Non-functional
9.	JANJGIR-CHAMPA	CHC DABHARA	Non-functional
10.	BILASPUR	CHC GOURELLA	Non-Functional
11.	KORBA	CHC KARTALA	Non-functional
12.	KORBA	CHC KATGHORA	Non-functional
13.	JANJGIR-CHAMPA	CHC SAKTI	Non-Functional
14.	RAIGARH	CHC VIJAYNAGAR/Dharamjaigarh	Non-functional
15.	DURG	DH DURG	Non-functional
16.	KAWARDHA	DH KAWARDHA	Non-Functional
17.	RAJNANDGAON	CHC Dongargarh	Non-functional
18.	BALODA BAJAR	CHC Kasdol	Non-functional
19.	DHAMTARI	CHC Kurud	Non-Functional
20.	BALRAMPUR	CHC Rajpur	Non-functional
21.	BALRAMPUR	CHC Wadrafnagar	Non-functional
		<b>Total</b>	<b>21</b>



## 2. List of Non-Reported NRCs

S.No.	Name of Division	District Name	NRC Name	Reason
1.	BALOD	DH BALOD	DH BALOD	Not responded
2.	BALOD	CHC S lohara	CHC S lohara	Not responded
3.	BALRAMPUR	CHC Ramanujganj	CHC Ramanujganj	Not responded
4.	BASTAR	CHC TOKAPAL	CHC TOKAPAL	Not responded
5.	DURG	CHC Patan	CHC Patan	Not responded
6.	JASHPUR	DH JASHPUR	DH JASHPUR	Not responded
7.	KABIRDHAM	CHC Bodla	CHC Bodla	Not responded
8.	KONDAGAON	CHC PHARASGAON	CHC PHARASGAON	Not responded
9.	NARAYANPUR	CHC Orchha	CHC Orchha	Not responded
10.	RAJNANDGAON	CHC Manpur	CHC Manpur	Not responded
11.	RAJNANDGAON	Civil Hospital Kairagarh(50 bed)	Civil Hospital Kairagarh(50 bed)	Not responded
12.	SURGUJA	DH SARGUJA(AMBIKAPUR)	DH SARGUJA(AMBIKAPUR)	Not responded
		<b>Total</b>	<b>12</b>	

*AK*



Dr. Anil Kumar Goel  
Programme Director (SCoE-SAM)  
Professor and Head  
Department of Pediatrics  
AIIMS, Raipur, C.G.

*Ajanshiv*

Dr. Ajay Sadanshiv  
Project Coordinator, SCoE SAM  
Department of Pediatrics  
AIIMS, Raipur, C.G.

**Project Co-Ordinator SCoE-SAM**  
**Department of Paediatrics**  
**All India Institute of Medical Sciences Raipur**



आरोग्यम् सुखं सम्पदा

*Vinay Kumar*



Project Co-Ordinator  
Department of Pediatrics  
All India Institute of Medical Sciences Raipur