

Status Report of Nutrition Rehabilitation Centre in Chhattisgarh

April 2021

SCoE-SAM, AIIMS, Raipur



आरोग्यं सुखं सम्यक्



unicef 
for every child

Contents

Status Report of Nutrition Rehabilitation Centre in Chhattisgarh.....	3
1. Functional Status of NRCs	4
2. Status of Human Resource	4
3. Total No. of Admission and Total No. of Discharge	5
4. Average Cure Rate	5
5. Average Bed Occupancy Rate	6
6. Average Length of Stay	6
7. TotalNo. of Non-Respondent	6
8. Total No. of Defaulter	6
9. Total No. of Deceased	7
10. Total No. of Referred	7
11. Total No. of Due Follow-Up and No. of Actual Follow-Up Done.....	7
12. Key Recommendations	8
13. Safety Measures Taken for Prevention from COVID19 Outbreak	8
ANNEXURE-I	8
1. List of Non-Functional NRC.....	8
2. List of Non-Reported of NRC.....	9

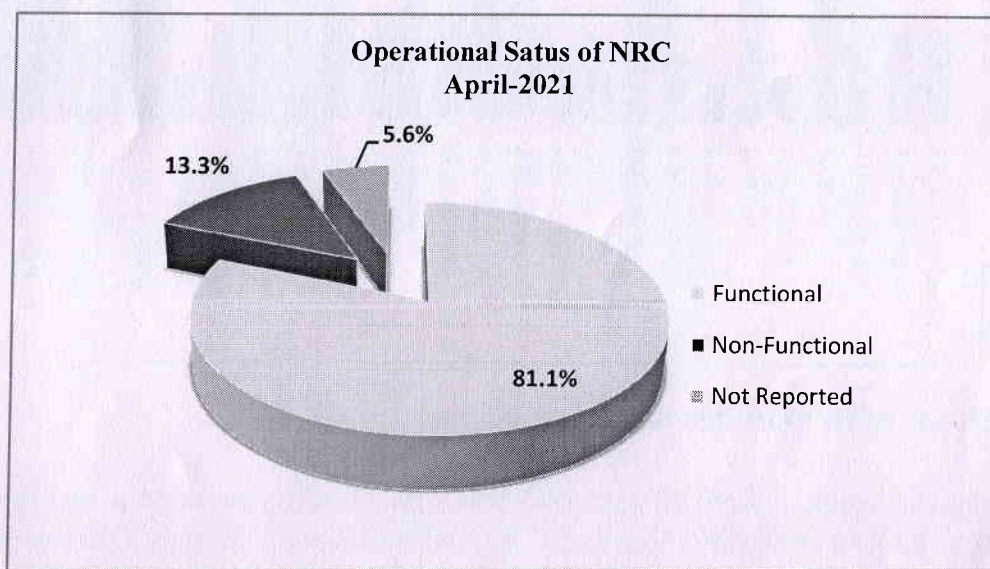
Status Report of Nutrition Rehabilitation Centre in Chhattisgarh

To addressing childhood malnutrition, the government of Chhattisgarh during 2010–2014 established Nutrition Rehabilitation Centers (NRCs) in selected health units for the timely, adequate, and appropriate feeding of children, and for improving skills of mothers and caregivers on age-appropriate caring, counseling, and growth monitoring.

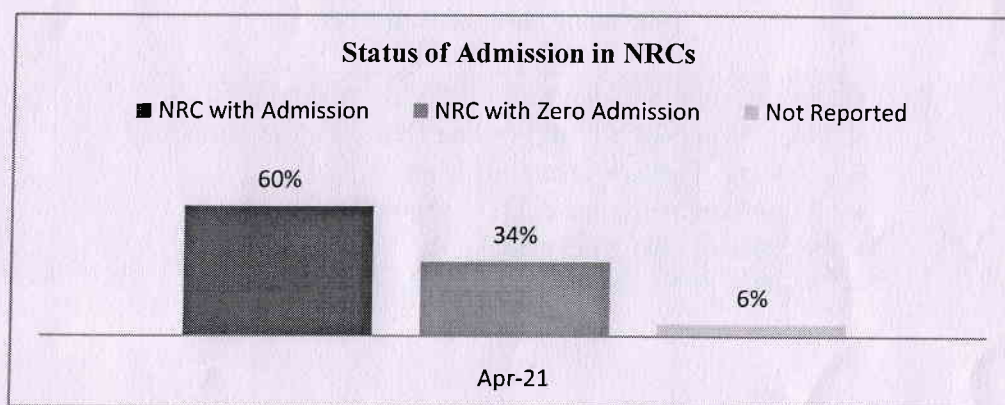
In the month of April assessment has been conducted by State Centre of Excellence -SAM, AIIMS, Raipur to assess the status of NRCs.

1. Functional Status of NRCs

There are a total number of 90 NRCs in 28 Districts across the state. During the month of April, 81.1% (73 NRC) NRCs was functional.

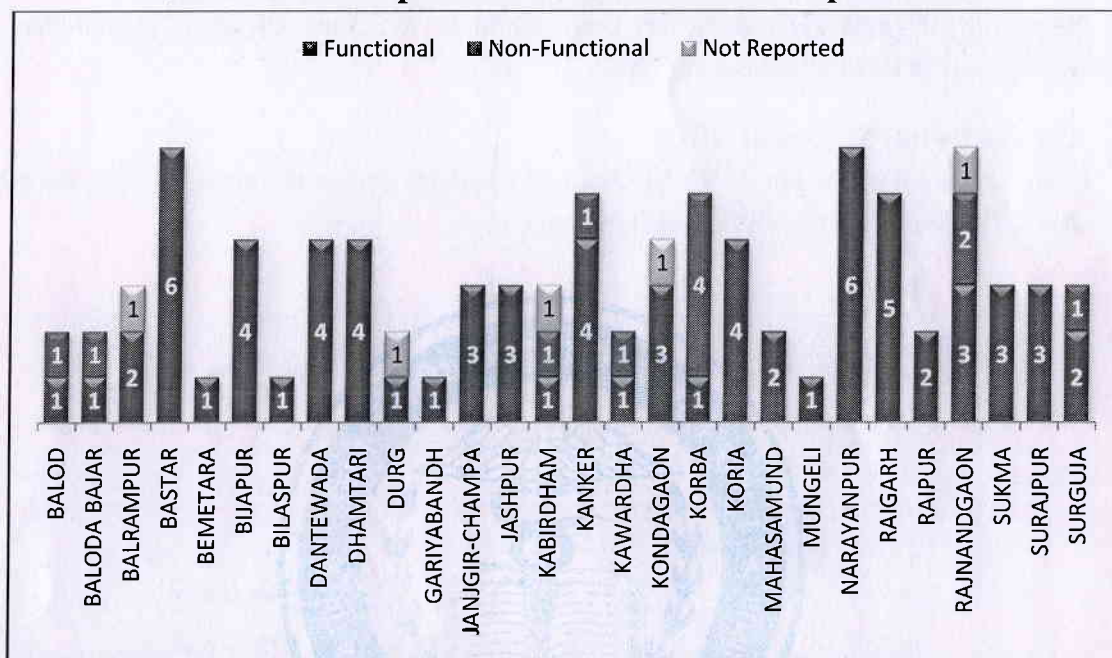


13.3%(12NRC) were non-functionaland 5.6% (5NRCs)NRCs were not reported due to filed staff engaged in COVID duty.Guidelines on admission protocols of SAM Children amidst pandemic are being followed in the NRCs.



During the month of April 60% NRC (54 out of 90NRCs across the state) reported of admission of SAMChildren. A total number of 437 SAM children were admitted in these 54 out of 73 Functional NRCs. After compared data with Department of Health and Family planning Government of Chhattisgarh NRC report, a total number of 437admissions of SAM children reported in the month of April.

District wise Operational Status of NRCs April 2021



2. Status of Human Resource

During the month of April 2021,85.88% NRCs (in 73 NRCs out of 85 across the state) had dedicated MO and 94.11% NRCs had FDs (in 80 NRCs out of 85 across the state) appointed. Furthermore 76.47% have dedicated SN (in 65 NRCs out of 85 across the state) appointed, 95.29% NRCs have Cook (in 81 NRCs out of 85 across the state) and 85.88% NRCs have Attendants (in 73 NRCs out of 85 across the state) and 17.64% NRCs have ANM (15out 85 NRCs across the state).

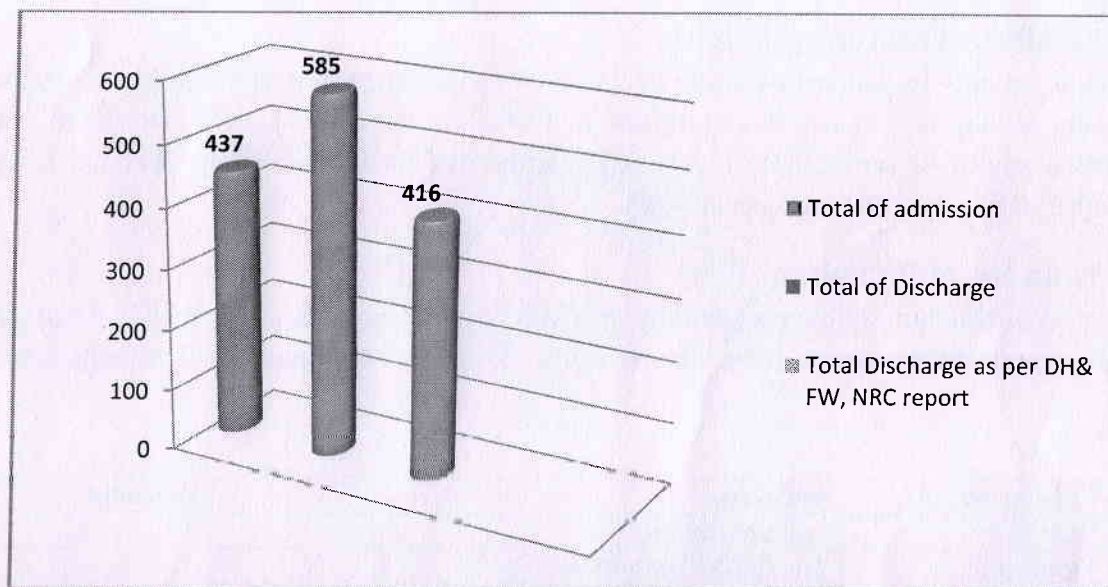
Status of Human Resource (April 2021)

- 85.88% of NRCs have Medical Officers on board.
- 94.11% of NRCs have Feeding Demonstrator appointed.
- 76.47% of NRCs have Staff Nurse.
- 17.64% of NRCs have ANM appointed.
- 95.29% of NRCs have cook.
- 85.88% of NRCs have attendants.

In many NRCs MO and SN are appointed from the CHC and PHC attached and allotted shift wise duty in NRCs. In absence of Feeding Demonstrators the responsibility of NRCs are takes either by SN, cook or attendants.

3. Total No. of Admission and Total No. of Discharge

The total no. of admission was 437 (from 54 NRCs) and the total numbers of discharge were 585. As per the NRC report of Department of Health and Family Welfare, a total number of discharges were 416.



4. Average Cure Rate

The average cure rate accounted was up to 37.93% and as per the NRC report of Department of Health and Family Welfare, cure rate was 47%.

It is also to be noted that only 81.10% NRCs were functional during this stipulated period of April 2021. In general the discharge criteria is 15% of weight gain of admission weight but due to COVID19 pandemic a new guideline was released to discharge SAM children by calculating 5 gm per kg per day for 3 consecutive days in case of no complications which resulted in decline of average cure rate as the cure rate criteria was not fulfilled.

5. Average Bed Occupancy Rate

The bed occupancy rate was reported as 26.98%.

Month	Average bed Occupancy Rate
April 2021	26.98%

6. Average Length of Stay

The average length was reported as 9.66 days (from 73 functional NRCs) in the month of April.

7. Total No. of Non-Respondent

Total no of non- respondent were 190 (from 40 NRCs) as the parents of the children were not willing to stay due to reasons concerned to COVID infection and were discharged after medical advice. As per the NRC report of Department of Health and Family Welfare, a total number of non- respondent were 113 only.

8. Total No. of Defaulter

A total 61 defaulters were reported from 18 NRCs during the month of April 2021. As per the NRC report of Department of Health and Family Welfare, a total number of defaulters were 52.

S.No.	District Name	NRC Name	Defaulter
1.	BASTAR	CHC BAKAWAND	7
2.	RAIGARH	CHC CHAPLE (KHARSIA)	3
3.	SUKMA	CHC Chhindgarh	1
4.	BALODA BAJAR	CHC Kasdol	2
5.	KONDAGAON	CHC KESHKAL	3
6.	RAIGARH	CHC SARANGARH	6
7.	BASTAR	CHC TOKAPAL	4
8.	BALRAMPUR	CHC Wadraf Nagar	5
9.	BASTAR	DH BASTAR (JAGADALPUR)	1
10.	DURG	DH DURG	2
11.	KANKER	DH KANKER	9
12.	KONDAGAON	DH KONDAGAON	1
13.	MAHASAMUND	DH MAHASAMUND	1
14.	RAIGARH	DH RAIGARH	5
15.	SURGUJA	DH SARGUJA (AMBIKAPUR)	1
16.	SURGUJA	DH SARGUJA (AMBIKAPUR)	1
17.	SUKMA	DH SUKMA	11
18.	JANJGIR-CHAMPA	DH JANJGIR (CHAMPA)	3
		Total	61

9. Total No. of Deceased

No SAM Children was deceased from 83 NRCs which are reported during the month of April 2021.

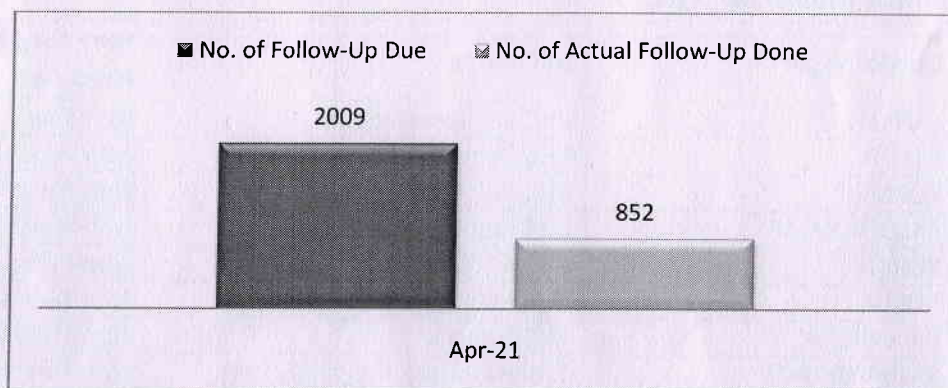
10. Total No. of Referred

A total number of 15 children from 8 NRCs were referred to higher health facilities during the month of April 2021. As per the NRC report of Department of Health and Family Welfare, a total number of referred were 10.

S.no	District Name	NRC Name	Referred
1.	BASTAR	CHC DARBHA	1
2.	KONDAGAON	CHC MAKDI	1
3.	RAIGARH	CHC SARANGARH	1
4.	BIJAPUR	DH BIJAPUR	2
5.	KONDAGAON	DH KONDAGAON	1
6.	NARAYANPUR	DH NARAYANPUR	3
7.	RAIGARH	DH RAIGARH	1
8.	RAIPUR	DH RAIPUR	1
9.	NARAYANPUR	Kundla(Ramkrishna Mission Ashram)	1
10	NARAYANPUR	DH NARAYANPUR	3
		Total	15

11. Total No. of Due Follow-Up and No. of Actual Follow-Up Done

The total no. of due for follow up were reported as 2009 from 57 NRCs and actual follow up done were 852 from 44NRCs in the month April 2021.



During the month of April 73 NRCs (81.10%) were functional out of which 44 NRCs reported of 852 total no. of actual follow updone (42.40% actual follow up done out of 2009 no. of due follow up) inthe month of April 2021.

12. Key Recommendations

- The NRCs were recommended to trace the defaulters and reason for the same so as to sensitize and provide them full treatment as per the NRC protocols.
- FDs should due follow up call of all discharge SAM children from NRCs.
- To continuously trace the health status of children who were referred to higher facilities for treatment. As regular tracing will help in checking their health status to provide them with health facilities as per need and simultaneously help them to not to fall again into the category of SAM or MAM once over again.
- The NRCs were recommended to encourage admissions in all NRCs by counseling of parents through Aanganwadi Workers and Mitans by sensitizing them on precautions taken by NRC during COVID 19 times as the beneficiaries are reluctant to avail the services due to fear getting infected.

13. Safety Measures Taken for Prevention from COVID19 Outbreak

- As per the State Guidelines, all the equipments of NRC were disinfected on daily basis.
- Follow-up activities conducted to minimize physical contact to combat the spread of the virus.
- Individual bed side counseling being given to mothers.
- Counseling by AWW during home visits at the time of conducting follow up.
- 1 meter distance ensured between two beds.
- COVID19 related messages being displayed in NRCs to generate awareness among community.


ANNEXURE-I

1. List of Non-Functional NRC


S.no.	District Name	NRC Name	NRC: Functional/Non Functional
1.	KANKER	CHC Bhanupratappur	Non-Functional
2.	BALOD	CHC Dondi	Non-Functional
3.	KORBA	CHC KARTALA	Non-Functional
4.	BALODA BAJAR	CHC Kasdol	Non-Functional
5.	KORBA	CHC KATGHORA	Non-Functional
6.	KORBA	CHC PONDII UPRORA	Non-Functional
7.	KAWARDHA	CHC S Iohara	Non-Functional
8.	RAJNANDGAON	Civil Hospital Kairagarh(50 bed)	Non-Functional
9.	KABIRDHAM	DH KAWARDHA	Non-Functional
10.	SURGUJA	DH SARGUJA(AMBIKAPUR)	Non-Functional
11.	RAJNANDGAON	CHC Dongargarh	Non-Functional
12.	KORBA	DH KORBA	Non-Functional
		Total	12

2. List of Non-Reported NRCs


Name of Division	District Name	NRC Name	Reason
Sarguja Division	KABIRDHAM	CHC Bodla	Not responded
Sarguja Division	BALRAMPUR	CHC Ramanujganj	Not responded
Baster Division	KONDAGAON	CHC PHARASGAON	Not responded
Durg Division	DURG	CHC Patan	Not responded
Durg Division	RAJNANDGAON	CHC Manpur	Not responded
		Total	5


 19.05.2021
 Dr. Anil Kumar Goel
 Programme Director (SCoE-SAM)
 Professor and Head
 Department of Pediatrics
 AIIMS, Raipur, C.G.




 Dr. Ajay Sadanshiv
 Project Coordinator, SCoE SAM
 Department of Pediatrics
 AIIMS, Raipur, C.G.

Project Co-Ordinator SCoE-SAM
 Department of Paediatrics
 All India Institute of Medical Sciences Raipur


 19/07/21

Emergency

Dr. [Signature]



Ministry of Health and Family Welfare
Government of India

आरोग्यं सुखं तमसः

