








Anemia Mukta Bharat

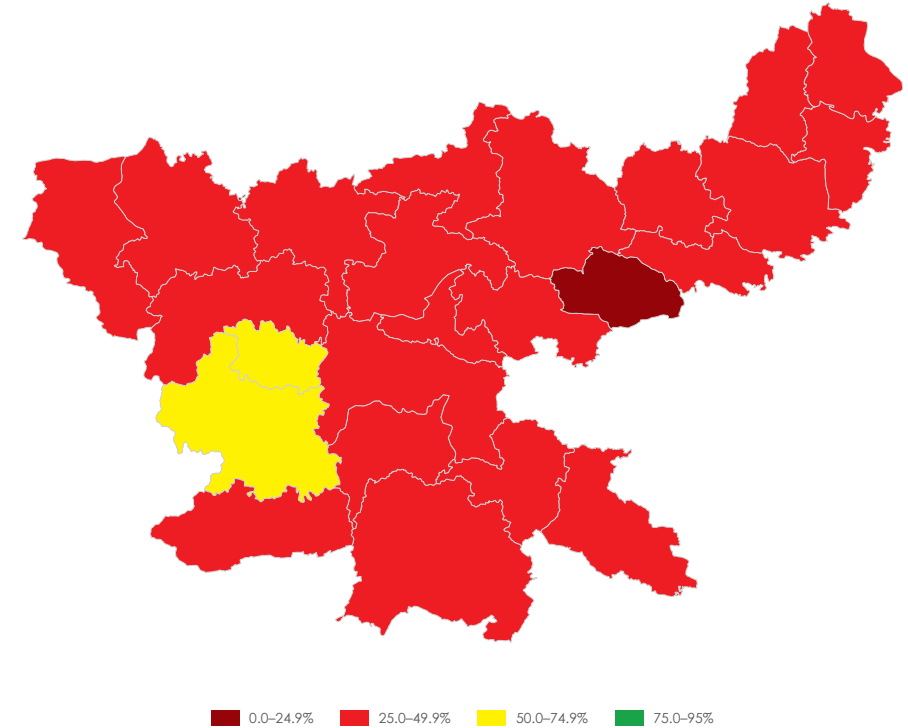
Key Performance Indicators

(April 2020 to March 2021)

JHARKHAND



Area	 Children (6-59 months ¹)	 Children (5-9 years ²)	 Adolescents (10-19 years ³)	 Pregnant women ⁴	 Lactating mothers ⁵	Index	Rank
Jharkhand	6.6	15.2	11.0	95.0*	69.7	39.5	-
Gumla	19.0	37.1	78.4	95.0*	95.0*	64.9	1
Lohardaga	19.6	61.3	57.0	95.0*	67.7	60.1	2
Godda	9.4	31.2	10.9	95.0*	93.7	48.1	3
Bokaro	1.8	28.5	45.4	88.4	73.1	47.5	4
West Singhbhum	6.8	8.7	14.9	95.0*	95.0*	44.1	5
Sahebganj	2.2	80.8	0.0	81.6	48.2	42.5	6
Latehar	13.8	7.9	10.7	95.0*	77.6	41.0	7
Ramgarh	7.0	9.1	31.6	86.5	63.1	39.5	8
Garhwa	4.6	0.0	14.7	95.0*	78.9	38.6	9
Jamtara	7.4	2.9	0.0	95.0*	78.5	36.8	10
Chatra	8.6	1.4	0.0	95.0*	78.2	36.6	11
East Singhbhum	3.4	24.9	1.0	95.0*	57.6	36.4	12
Giridih	3.9	17.2	6.2	90.3	64.3	36.4	13
Hazaribagh	3.3	3.4	6.6	95.0*	71.7	36.0	14
Khunti	18.3	1.1	0.0	91.4	64.3	35.0	15
Simdega	15.7	7.0	2.3	95.0*	55.0	35.0	16
Koderma	3.4	2.1	2.5	90.4	66.3	32.9	17
Saraikela Kharsawan	6.3	2.5	19.4	95.0*	39.4	32.5	18
Pakur	1.5	0.1	0.0	95.0*	64.0	32.1	19
Dumka	17.4	9.6	0.0	86.5	40.1	30.7	20
Ranchi	2.4	8.9	3.4	91.2	47.6	30.7	21
Deoghar	6.6	8.2	0.0	87.6	49.3	30.4	22
Palamu	8.1	9.7	0.0	70.1	61.3	29.8	23
Dhanbad	3.8	0.8	4.9	61.4	25.8	19.3	24



0.0-24.9% 25.0-49.9% 50.0-74.9% 75.0-95.0%

- i) AMB Index: The Index is calculated as the simple mean of the four selected coverage key performance indicators.
- ii) Numerators are from HMIS Standard Report 2020-21 (up to March 2021). The Denominators are from Anemia Mukta Bharat - Dashboard (up to March 2021). The denominator for Indicator 4 (Registered Pregnant Women) is from HMIS Standard Report (up to March 2021). The numerators and denominators account for monthly consumption frequency for indicators related to children: 6-59 months, 5-9 years and 10-19 years.
- iii) States/UT's are ranked based on AMB index with State/UT having highest index value ranked First and so on.
- iv) Status as on April 15th, 2021.
- * 95% is considered as the ceiling value for HMIS coverage for States/UTs.
- # The HMIS data item code as per standard report is as follows:
 1. HMIS 9.9: Percentage of children 6-59 months provided 8-10 doses (1ml) of Iron and Folic Acid (IFA) syrup (Bi weekly)
 2. HMIS 23.1+23.3: Percentage of children covered under WIFS JUNIOR (5-9 years) provided 4-5 iron and folic acid (IFA) tablets (In schools + out of school)
 3. HMIS 22.1.1: Percentage of (6-12 class) provided 4 Iron and Folic Acid (IFA) tablets in schools
 4. HMIS 1.2.4: Percentage of pregnant women (PW) given 180 Iron and Folic Acid (IFA) tablets
 5. HMIS 6.3: Percentage of lactating mothers provided full course of 180 IFA tablets after delivery

Indicator Range 0.0 - 24.9% 25.0 - 49.9% 50.0 - 74.9% 75.0 - 95.0%*